

Maxstar® 150 STL

Issued September 2003 • Index No. DC/27.1

**TIG/Stick Welding
Power Source**



Quick Specs

Light Industrial Applications

Dairy Industry
Food/Beverage Industry
Restaurant/Kitchen Repair
Experimental Aircraft
Steel Building Erection
Shipboard Installation/Repair
Maintenance Repair

Processes

Lift-Arc™ TIG (GTAW)
Stick (SMAW)

Input Power

1-Phase Power

Amperage Range 115 VAC: 5–150 A (DC TIG)
20–110 A (DC Stick)
230 VAC: 5–150 A (DC TIG)
20–150 A (DC Stick)

Max. Open-Circuit Voltage 90

Weight 13.7 lb (6.2 kg)

The Power of Blue.®



NEW! Low OCV Stick is a simple design that reduces the open-circuit voltage to 13 volts when the welding power source is not in use. This circuit design is now built into the Maxstar 150 STL eliminating the need for add-on voltage reducers.

Portable in the shop or at the job site—at 13.7 lb the shoulder strap allows the end user to easily move from location to location.

Best in class TIG and Stick arc characteristics for those demanding jobs.

Single amperage range allows operator to accurately set amperage on both 115 or 230 V primary power.

Built-in gas solenoid eliminates the need for bulky torch with a gas valve.



**Maxstar® 150 STL
Stick/TIG package
with case and remote (#907 135-01-2) shown.**

Easy installation — Auto-Line™ provides state-of-the-art flexibility to the end user. The Auto-Line circuitry automatically connects to 115–230 VAC, single-phase power without removing the covers to relink the power source. No longer is there a concern if you have the correct machine for the shop or job site.

Base Unit (#907 135)

Comes Complete With:

Power source with cord, 13 ft (4 m)
stick electrode holder, 10 ft (3 m)
work clamp, and shoulder strap.

Inverter-based, DC power source has a **simple-to-use operator interface** providing only the necessary controls in a compact machine.

Thermal overload protection with indicator light helps prevent machine damage if the duty cycle is exceeded or airflow is blocked.

Lift-Arc™ start provides TIG arc starting without the use of high frequency.

Adaptive Hot Start™ for Stick arc starts automatically increases the output amperage at the start of a weld should the start require it. Prevents the electrode from sticking and creating an inclusion.

Full function remote control allows operator to crater out when doing critical work.



Power source is warranted for 3 years, parts and labor.
Original main power rectifiers are warranted for 5 years.

MADE IN **USA**
APPLETON, WI



Miller Electric Mfg. Co.
An Illinois Tool Works Company
1635 West Spencer Street
Appleton, WI 54914 USA

International Headquarters
Phone: 920-735-4505
USA FAX: 920-735-4134
Canadian FAX: 920-735-4169
International FAX: 920-735-4125

Web Site
www.MillerWelds.com



Specifications (Subject to change without notice.)

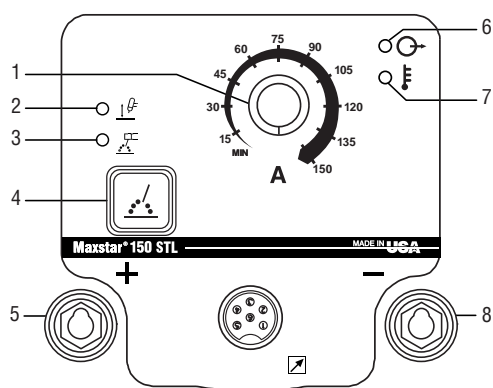


Input Power	Rated Output	Welding Amperage Range	Max. Open-Circuit Voltage	Amps Input at Rated Output, 50/60 Hz	KVA at Duty Cycle	KW	Dimensions	Weight
115 VAC Stick	70 A at 22.8 VDC, 100% Duty Cycle	20–110 A	90, 12–17 V*	17.4	2.0	1.9	H: 9 in (229 mm) W: 5-1/2 in (140 mm) D: 13-1/4 in (337 mm)	13.7 lb (6.2 kg)
	100 A at 24.0 VDC, 40% Duty Cycle			26.4	3.0	3.0		
115 VAC TIG	100 A at 14.0 VDC, 100% Duty Cycle	5–150 A	90, 12–17 V*	18.4	2.1	2.1		
	150 A at 16.0 VDC, 30% Duty Cycle			28.0	3.4	3.1		
230 VAC Stick	100 A at 24.0 VDC, 100% Duty Cycle	20–150 A	90, 12–17 V*	13.1	3.0	2.8		
	150 A at 26.0 VDC, 30% Duty Cycle			21.6	4.9	4.7		
230 VAC TIG	100 A at 14.0 VDC, 100% Duty Cycle	5–150 A	90, 12–17 V*	8.3	2.0	1.9		
	150 A at 16.0 VDC, 30% Duty Cycle			14.2	3.2	3.1		

*Sense voltage for Stick and Lift-Arc TIG.

Certified by Canadian Standards Association to both Canadian and U.S. Standards.

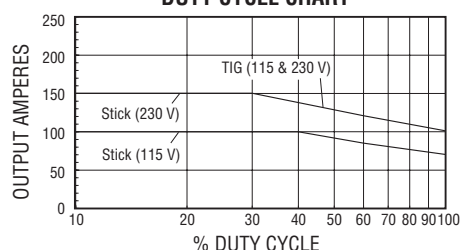
Control Panel



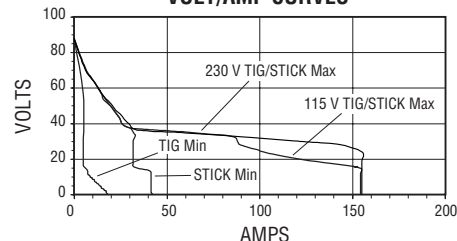
- | | |
|------------------------------------|---|
| 1. Amperage Adjustment Control | 6. Ready Light |
| 2. TIG Selector Light | 7. Overtemperature Light |
| 3. Stick Selector Light | 8. Negative Weld Output Receptacle with Flow Thru |
| 4. Process Selector Touch Pad | |
| 5. Positive Weld Output Receptacle | |

Performance Data

DUTY CYCLE CHART



VOLT/AMP CURVES



Ordering Information

Power Source and Options	Stock No.	Description	Qty.	Price
Maxstar® 150 STL Stick Package	#907 135	Single-phase, 115–230 VAC, 50/60 Hz, includes 13 ft (4 m) electrode holder, 10 ft (3 m) work clamp, shoulder strap and primary cord		
Maxstar® 150 STL Stick/TIG Package with Carrying Case	#907 135-01-1	Includes #907 135 above plus Accessory Pack 1 (protective carrying case, DB1712RD125 Torch with adapter, gas hose and regulator)		
Maxstar® 150 STL Stick/TIG Package with Case and Remote Fingertip Control	#907 135-01-2	Includes #907 135-01-1 above plus Accessory Pack 2 (#195 184 remote fingertip control for Maxstar 150 STL and STH models)		
RCCS-6M	#195 184	Remote Fingertip Control for Maxstar 150 STL and STH only		
RFCS-6M	#195 183	Remote Foot Control for Maxstar 150 STL and STH only		
TIG Torch/Regulator Kit	#195 226			
Diamondback TIG Torches	DB1712RD125 DB1725RD125	150 A, 12 ft (3.7 m) air-cooled with flow thru adapter 150 A, 25 ft (7.6 m) air-cooled with flow thru adapter		
International-Style Flow Thru Adapter	#195 234	25 mm		
Protective Carrying Case	#195 180	Case only		

Date:

Total Quoted Price:

Distributed by:

